

Swipe

Sell online without a webpage



What's Swipe?

Easiest way how to receive
Visa, MasterCard and **bank**
payments online without a
webpage using your existing
bank account.



POWERED BY  RIETUMU


Swipe prevents

- Time loss while comparing received funds in internet bank with sent invoices
- Wrongly inputted data while client makes a payment (sum, invoice number, your bank account)
- Clients dishonest actions – lying about if the invoice has been received or not

What will you gain?

- Fast creation of invoices – system remembers all contacts and sold products for you
- Data about payments in one place – opportunity to view invoice status in Swipe platform
- Determine if client has received and viewed his invoice
- Automatic invoice sending for services (subscriptions, membership fees or any other monthly payments)

How Swipe Works?

- 1 Merchant signs up for Swipe online in few minutes.
- 2 Creates an invoice and sends it to the client.
- 3 Client receives the payment request via e-mail and SMS.
- 4 Fills in the details and makes the payment.
- 5 Merchant immediately receives funds on Swipe account.
-  Swipe automatically transfers funds to merchant's bank account.


Invoice



Merchant through their profile in Swipe.lv creates an invoice and sends it to the client. When receiving the invoice, customer has the opportunity to pay by payment card. The funds from Swipe.lv are transferred to merchants' account.

2

Creates an invoice and sends it to the client.

Swipe Payments Clients Subscriptions  My Company ▾

New Payment

Client Additional recipient

Invoice number **Due date**

Additional information

Swipe fee responsibility

You can request additional information from your client. It will be added automatically to the pay form.

Description	Quantity	Price (EUR)	Total (EUR)
<input type="text" value="Nike Free 3.0 Flyknit Shoes (US 9)"/>	<input type="text" value="2"/>	<input type="text" value="139.99"/>	279.98
<input type="text" value="The North Face Better Than Naked Shorts (XS)"/>	<input type="text" value="1"/>	<input type="text" value="59.99"/>	59.99
<input type="text" value="Marmot Quasar Insulated Jacket (M)"/>	<input type="text" value="5"/>	<input type="text" value="219.99"/>	1099.95



Discount **VAT 21%**

Subtotal	1439.92
Discount (EUR)	-20.00
Swipe fee	46.82
VAT (21%)	302.19
Total (EUR)	1808.93


Notes on invoice

3 Client receives the payment request via e-mail or SMS.

Payment request from
SIA Qfer Industries for €302.50

WE ACCEPT  / 

ISSUED ON
March 14, 2015



From
SIA "Qfer Industries"
Reg. no. 42000242824
Brīvības iela 91-303

Invoice #21089003
Issued on 25/02/2015
Due on 05/03/2015

Description	Quantity	Price (EUR)	Total (EUR)
Nike Free 3.0 Flyknit Shoes (US 9)	2	139.99	279.98
The North Face Better Than Naked Shorts (XS)	1	59.99	59.99
Marmot Quasar Insulated Jacket (M)	5	219.99	1099.95

Subtotal	1439.92
Discount (EUR)	-20.00
Swipe fee	46.82
VAT (21%)	302.19
Total (EUR)	1808.93

Notes on invoice

Nullam bibendum, ante ut euismod ornare, ligula nibh faucibus velit, vel tempor sapien nisi finibus leo. Suspendisse nec pellentesque mauris. Vivamus dapibus sapien id interdum pellentesque. Cras pulvinar ligula leo, id efficitur magna faucibus ac.

[Reject](#) [Pay Now](#)

4 Fills in the details and makes the payment.

Payment request from
SIA Qfer Industries for **€302.50**



ISSUED ON
March 14, 2015

Enter your credit card details

5573 6700 0503 4423



09 / 17



853

Pay now

€302.50 →

Verified by
VISA

MasterCard.
SecureCode.



Invoice #3234200
Payment due 24/03/15



Pay via bank transfer

Swedbank



SEB

Citadele

- 5 Merchant immediately receives funds on Swipe account.
- ✓ Swipe automatically transfers funds to merchant's bank account.

The screenshot displays the Swipe merchant dashboard. At the top, there are navigation tabs for 'Payments', 'Clients', and 'Subscriptions', along with a user profile 'My Company'. A '+ New Payment' button is visible on the left. The dashboard shows 'You've got 3 free payments.' and a summary of 'Pending €400.00' and 'Balance €3,250.00'. Below this, there are filters for payment status: 'All 98', 'Paid 25', 'Processing 37', 'Declined 14', 'Transfers 22', and 'Chargebacks 2'. A 'Sort by date' dropdown is also present. The main section is titled 'Withdrawal of 4 payments' with a sub-header '#33128900 | Settings'. It indicates 'Upcoming in 5 days' and features an 'Instant Withdraw' button. The total amount for these payments is 'Total €1,670.00'. A table lists the following payments:

Date	Merchant	Card	Type	Amount
24/02/15	Understudio	#9983501	Main	€660.00
13/02/15	Understudio	#2580313	Rolling	€20.00
02/02/15	Qfer Industries	#9710024	Main	€960.00
30/01/15	Qfer Industries	#11108423	Rolling	€30.00

Below the withdrawal section, a list of individual payment transactions is shown:

Date	Merchant	Card	Status	Amount
24/02/15 14:28	Andis Abols	#9983501	Waiting for 2 transfers	€2000.00
17/02/15 07:38	Understudio	#9342892	Withdrawn	€660.00
13/02/15 22:43	Qfer Industries	#5558301	Sent	€350.00
04/02/15 19:01	Евгений Новицкий	#3480012	Viewed	€50.00

Subscriptions



Merchant through Swipe sets up a subscription and his account will send out invoices automatically.

The customer will be able to pay in few clicks and even set up automatic payment for a particular subscription.

Status: in development

Starting: September.

1

Company defines the basic settings of a subscription.


The screenshot shows the 'Edit Subscription' page in the Swipe application. The top navigation bar includes the 'Swipe' logo, 'Payments', 'Clients', and 'Subscriptions' tabs, and a user profile 'My Company' with a dropdown arrow. The main heading is 'Edit Subscription', with sub-tabs for 'Settings', 'Invoice', and 'Clients'. The 'Settings' tab is active. The form contains the following sections:

- Subscription name:** A text input field.
- Billing date:** Two radio button options: 'Same date for everyone' (selected) and 'Custom date for everyone'. Below the first option is the text 'All customers will receive invoices monthly on the chosen date.' Below the second option is the text 'Billing date is specifically set for each of your customers separately.' A date picker button labeled 'Pick the date' is located below the first option.
- Billing period:** A dropdown menu set to 'Monthly' and a numeric spinner set to '1' with 'month' as the unit. The text 'Send invoices every' is positioned between the dropdown and the spinner.
- Validity period:** A dropdown menu set to 'Year' and a numeric spinner set to '1' with 'year' as the unit. The text 'Expires in' is positioned between the dropdown and the spinner.

A green 'Save Changes' button is located at the bottom of the form. Below the form, there are three action buttons: 'Save as draft' (with a document icon), 'Pause subscription' (with a pause icon), and 'Delete subscription' (with a trash icon).

2

Fills subscription account information.

Swipe Payments **Subscriptions** Clients Products  My Company ▾

Edit Subscription

Settings Invoice Clients

Additional information **Due date** **Swipe fee responsibility**

Full name, Personal code, Legal Address... ▾ 30 days ▾ Pays receiver ▾

You can request additional information from your client. It will be added automatically to the pay form.

Description	Quantity	Price (EUR)	Total (EUR)
Nike Free 3.0 Flyknit Shoes (US 9)	2	139.99	279.98
The North Face Better Than Naked Shorts (XS)	1	59.99	59.99
Marmot Quasar Insulated Jacket (M)	5	219.99	1099.95

[+ Add New Line](#) Discount: 20.00 € ▾ VAT 21%

Subtotal	1439.92
Discount (EUR)	-20.00
VAT (21%)	302.19
Total (EUR)	1808.93

Notes on invoice

[Preview Invoice](#) [Save Changes](#)

3

Adds customers to a subscription and launches it.

The screenshot shows the 'Edit Subscription' page in the Swipe application. The navigation bar at the top includes 'Payments', 'Subscriptions' (which is active), 'Clients', and 'Products'. On the right, there is a user profile icon labeled 'My Company' with a dropdown arrow. Below the navigation bar, the page title 'Edit Subscription' is displayed on the left, and 'Settings', 'Invoice', and 'Clients' (highlighted) are on the right. The main content area features a '+ Add Clients' button, a search bar for clients, and a table of existing clients. The table has columns for checkboxes, client names, payment counts, action icons (email, mobile, refresh, document), and status buttons. At the bottom, there are three action buttons: 'Save as draft', 'Pause subscription', and 'Delete subscription'.

<input type="checkbox"/>	Client Name	Payments	Actions	Status	Settings
<input type="checkbox"/>	Andris Abols	3 payments	✉ 📱 🔄 📄	Sent	⚙️
<input type="checkbox"/>	Amber Distribution Latvia, SIA	25 payments	✉ 📱 🔄 📄	Paid	⚙️
<input type="checkbox"/>	British American Tobacco Latvia	13 payments	✉ 📱 🔄 📄	Cancelled	⚙️
<input type="checkbox"/>	+371 29885193	10 payments	✉ 📱 🔄 📄	Sent	⚙️
<input type="checkbox"/>	jevgenijs.novickis@gmail.com	2 payments	✉ 📱 🔄 📄	Paid	⚙️
<input type="checkbox"/>	Skai Baltija, SIA	18 payments	✉ 📱 🔄 📄	Viewed	⚙️

Module for Websites



Swipe.lv module is integrated into merchants' site and allows him to get paid directly to his bank account.


Status: beta testing
Starting: September


Pay via bank link

Pay with credit card


mey@mayack.com


Dmitrijs Malinovskis

5573 6700 0503 4427 


12 / 15 530 


Remember this card





Powered by Swipe 


Pay via bank link















Pay with credit card

Powered by Swipe 





Payment has been made.
Receipt was sent to your e-mail.

Powered by Swipe 



Payment has failed.
Check your credit card details.

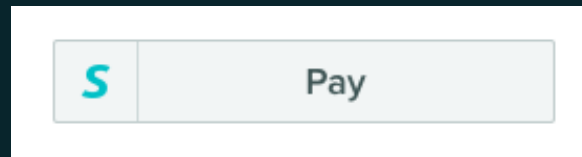


Powered by Swipe 

API for integration



Swipe.lv provides API for individual integration with companies billing systems.



In what countries Swipe is available?

Currently Swipe.lv is available to companies the EU as well as Andorra, Vatican, Iceland, Liechtenstein, Monaco, Norway, the Channel Islands, Isle of Man, San Marino, Switzerland and Turkey.

To pay for products and services client only has to be an owner of any payment card - Visa or MasterCard.

Fees

Sending invoice - free of charge. The fee is taken only if the client decides to pay the invoice through Swipe. The fee ranges from 2% to 3%, depending on monthly turnover of the company.

0 € - 2 500 €	3,0% + 0,20 €
2 500 € - 10 000 €	2,7% + 0,20 €
10 000 € - 100 000 €	2,4% + 0,20 €
> 100 000 €	2,0% + 0,20 €

Why Swipe?



Easiest way to sell your products and services online.



All of the invoice and payment data can be used for accounting purposes.



Invoice clients via email and SMS, follow the payment status.

Why Swipe?



Fast setup with no additional charge.
Company doesn't need a webpage.



Swipe accumulates information about all
your products, clients and payments.



Recieve funds instantly on your Swipe account
and set automatic withdraw for easy use.



Business Development
Reinis Abikis



CTO
Dmitrijs Angelovskis



CEO
Jevgenijs Novickis



Frontend developer
Arturs Nikiforovs



Backend developer
Kirils Ivenkovs

Swipe

Thank you for your attention!

Follow us here



www.swipe.lv



[/swipe.lv](https://www.facebook.com/swipe.lv)



[@swipe.lv](https://twitter.com/swipe.lv)